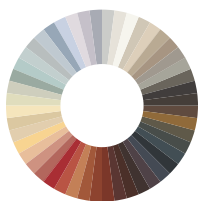
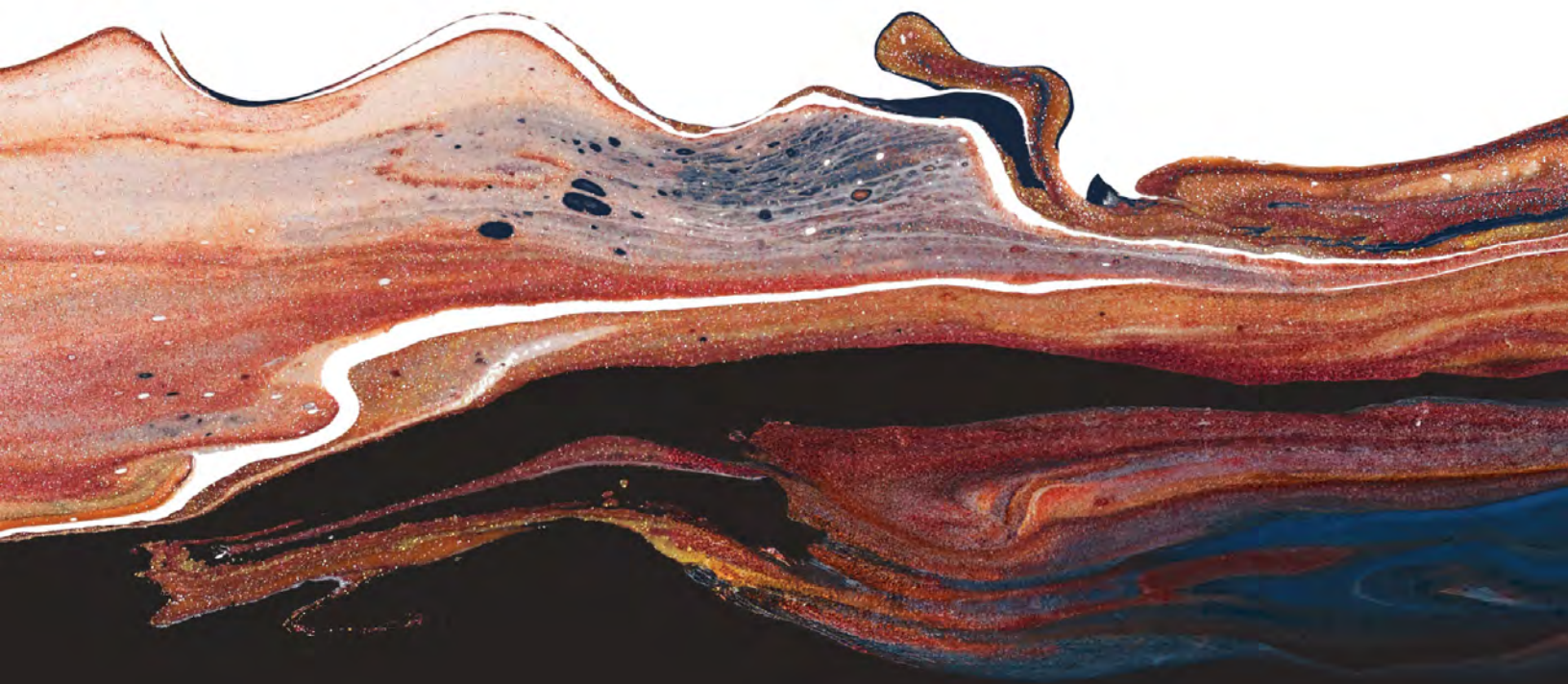


SHERWIN-WILLIAMS®

COLORMIX® 2026



ANTHOLOGY | VOLUME TWO



2026 COLOR TREND REPORT

SHERWIN-WILLIAMS®

COLORMIX® 2026

ANTHOLOGY | VOLUME TWO

Introducing **Colormix® Anthology Volume Two**, our biennial trend report that explores the evolution of key color groups. Our expert Trendsight Team studies color movement across the globe to create these four essential palettes that will guide the future of residential and commercial design.


In Anthology Volume One, we explored the emerging hues and shades of that time. Volume Two welcomes a world of frosted tints, rich reds and golds, restorative darks, and complex neutrals.



Modern Lavender SW 9688, Matte (walls)
White Snow SW 9541, Semi-Gloss (trim)



NO. 1



AIRY / ATMOSPHERIC
FROSTED TINTS

Hazy lavenders, gauzy blues, enchanted aquamarines, and refreshing greens breeze into a new era with a chill, a hush, and a deliberate dose of near-weightless color.

An evolution of the delicate tints from previous forecasts, milky pastels are making their magnificent return, unfolding in spaces defined by effortlessly clean lines, artful accents, and elevated styling.



Halcyon Green SW 6213, Satin (cabinets)




Modern Lavender
SW 9688

LRV 40



Grape Mist
SW 6548 (188-C2)

LRV 54




Lite Lavender
SW 6554 (189-C1)

LRV 71




Solitude
SW 6535 (186-C3)

LRV 38



Upward
SW 6239 (224-C1)

LRV 57



Breathtaking
SW 6814 (180-C2)

LRV 63



Samovar Silver
SW 6233 (222-C2)

LRV 51



Tradewind
SW 6218 (219-C1)

LRV 61



Liveable Green
SW 6176 (213-C1)

LRV 61




Halcyon Green
SW 6213 (218-C3)

LRV 39



Watery
SW 6478 (170-C2)

LRV 57



Celery
SW 6421 (154-C1)

LRV 71

★

Lite Lavender

SW 6554 (189-C1)

The loveliest of violets, with a subtle red undertone, balances playfulness and refinement for a light dose of complexity.

RGB: 224 | 218 | 223Hex: #E0DADF

Grape Mist

SW 6548 (188-C2)

With just a hint of natural sweetness, this early-dawn color serves up a haze of purple tint.

RGB: 197 | 192 | 201Hex: #C5C0C9

Modern Lavender

SW 9688

An exquisite, soothing take on a best-loved purple gets a clarifying, contemporary twist in this designer-favorite shade.

RGB: 168 | 170 | 179Hex: #A8AAB3

Breathtaking

SW 6814 (180-C2)

Awe-inspiring and hushed, this dreamlike hue dances on the tipping point where gauzy blue meets smoky purple.

Commercial
RGB: 199 | 209 | 226Hex: #C7D1E2

Upward

SW 6239 (224-C1)

Our 2024 Color of the Year is a sunny-day blue with calm gray undertones—misty, meditative, and nothing short of limitless.

Commercial
RGB: 191 | 201 | 208Hex: #BFC9D0

Solitude

SW 6535 (186-C3)

The quintessential chameleon color, this hue stands apart as a faint purple, an elegant blue, or a versatile gray.

Commercial
RGB: 153 | 167 | 184Hex: #99A7B8

Liveable Green

SW 6176 (213-C1)

This cool green invites life-giving energy with organic yellow-gray undertones for enduring balance and versatility.

RGB: 206 | 206 | 189Hex: #CECEBD

Tradewind

SW 6218 (219-C1)

Bask in the breezy nature of this mellow marine blue, warmed by undercurrents of green and calmed by shadowy gray.

RGB: 194 | 207 | 207Hex: #C2CFCF

Samovar Silver

SW 6233 (222-C2)

This silvery blue, with its slate undertone, remains sure, strong, and steadfast as a cool neutral that will always hold its own.

RGB: 184 | 190 | 190Hex: #B8BEBE

Celery

SW 6421 (154-C1)

The warm yellow undertone in this pale green evokes the enchantment of a sun-dappled garden scene in full summer splendor.

RGB: 224 | 221 | 189Hex: #E0DDBD

Watery

SW 6478 (170-C2)

Warmed by undertones of green, this beachfront blue embodies the shifting tides within this color family with a light and bright coastal freshness.

Commercial
RGB: 180 | 204 | 201Hex: #B4CCCC

Halcyon Green

SW 6213 (218-C3)

This muted green is cooled by blue and gray undertones, and it exudes an idyllic softness and tranquility in any space.

Commercial
RGB: 155 | 170 | 162Hex: #9BAAA2

A bedroom interior featuring Tradewind SW 6218 paint on the walls. The room includes a bed with a green headboard, a nightstand with a lamp, a dresser with a painting, and a blue rug.

Tradewind SW 6218, Flat (walls)
White Snow SW 9541, Semi-Gloss (baseboard)
Liveable Green SW 6176, Satin (dresser)
Red Mahogany MW 225, Semi-Transparent (nightstand)

★ Designer Color Collection

All colors are available as large-sized samples—always complimentary with your PRO+ account.

9

COMMERCIAL SPACES



Upward SW 6239

The hues of Colormix® Anthology Volume Two can be brought to life within a variety of built environments and across numerous product technologies available through Full Spectrum Possibilities. In healthcare spaces, for example, hushed organic tones enhance the healing connection people have with nature, adding a dose of comfort and supporting rest and recovery.



Solitude
SW 6535 (186-C3)



Upward
SW 6239 (224-C1)



Breathtaking
SW 6814 (180-C2)



Watery
SW 6478 (170-C2)



Halcyon Green
SW 6213 (218-C3)

FULL SPECTRUM POSSIBILITIES

1. Fluropon® Factory-Applied Liquid Coating 2. Resufloor™ Deco Quartz DB 3. Resufloor™ Terrazzo TG 4. SWG017226 Upward on shaker cabinet door
5. Uniflex® Fluid Applied Roofing 6. Powdura® Factory-Applied Powder Coating 7. Resufloor™ Metallic Topcoat II 8. SWG017458 Light neutral finish on oak
9. H&C® Metallic Pigment, Silver 10. H&C® Infusion™ Semi-Transparent Water-Based Stain, Dewy Blade 11. SWG016555 Hand-cerused finish with Upward accents on red oak
12. SWG016406 Natural finish with Upward cerusing on white oak 13. SuperDeck® Semi-Solid Stain, Faded Denim
14. SuperDeck® Deck & Dock High-Build Coating, Platinum 15. Minwax® Performance Series Stain, Habitat MW427



SHERWIN-WILLIAMS
FULL SPECTRUM POSSIBILITIES


Explore our complete portfolio of products to bring the forecast to life.



Pennywise SW 6349
Matte (walls) and Semi-Gloss (baseboard)



NO. 2



GLEAM / GLOW


SUNBAKED HUES

Kindling a warmth that recalls the radiance of midcentury design, glimmers of yellow, earthen mauve, pink sandstone, and blushing adobe flicker and flow as the reds, oranges, and golds of the future.

The poetic reds and purples of the past make way for buttery yellows and intensely fiery hues—a collection of colors aglow with incandescence.



Henna Shade SW 6326, Flat (walls & ceiling) and Semi-Gloss (trim)
Sociable SW 6359, Matte (inset)



Lemon Chiffon
SW 6686 (295-C3) LRV 79



Straw Harvest
SW 7698 (296-C3) LRV 59



Classical Yellow
SW 2865 LRV 69



Pennywise
SW 6349 (125-C6) LRV 15



Sundew
SW 7688 (289-C1) LRV 63



Sociable
SW 6359 (127-C2) LRV 57



Armagnac
SW 6354 (126-C5) LRV 28



Cajun Red
SW 0008 LRV 10



Coral Island
SW 6332 (115-C3) LRV 36



Henna Shade
SW 6326 (114-C5) LRV 20



Peppery
SW 6615 (117-C6) LRV 17



Heartthrob
SW 6866 (101-C5) LRV 11

Coral Island
SW 6332 *(115-C3)*

A richly welcoming shade of soft orange-red evokes images of sun-kissed petals, warm tropical breezes, and the stunning pink glow of a sunset.

Commercial
RGB: 206 | 147 | 130
Hex: #CE9382

Sundew
SW 7688 *(289-C1)*

Calm and quiet like the first minutes of a dawning day, this eternally popular brush of yellow resembles the catch of light on an early-morning meadow.

Commercial
RGB: 225 | 205 | 174
Hex: #E1CDAE

Lemon Chiffon
SW 6686 *(295-C3)*

Decadent and divine, this cheerful soft yellow's lightness and slight green undertone provide just the right amount of airiness and zest.

Commercial
RGB: 245 | 229 | 188
Hex: #F5E5BC

Henna Shade
SW 6326 *(114-C5)*

Celebrate the beauty of embellishment with this ancient and earthy red, derived from nature and beautifully organic in character.

Commercial
RGB: 179 | 103 | 93
Hex: #B3675D

Sociable
SW 6359 *(127-C2)*

This lively in-between color's winning personality is always the life of the soiree, mingling orange and yellow in the most charismatic way.

Commercial
RGB: 232 | 190 | 155
Hex: #E8BE9B

Straw Harvest
SW 7698 *(296-C3)*

Timeless, green-tinged gold with a rustic creaminess, this hue possesses an abundance of charm to transcend any passing trend.

Commercial
RGB: 219 | 200 | 162
Hex: #DBC8A2

Peppery
SW 6615 *(117-C6)*

Even just a pinch of this free-spirited spicy orange adds flavor, drama, and the promise of a showstopper moment.

Commercial
RGB: 184 | 84 | 68
Hex: #B85444

Armagnac
SW 6354 *(126-C5)*

With the ambery glow of its namesake spirit, this perfectly aged orange greets you with an elevated sophistication and an invitation to unwind.

Commercial
RGB: 195 | 128 | 88
Hex: #C38058

Classical Yellow
SW 2865

A pocket of sunshine in a palette glowing with nostalgic hues, this pick from our Historic Collection enjoys a radiant revival in today's designs.

Commercial
RGB: 248 | 212 | 146
Hex: #F8D492

Heartthrob
SW 6866 *(101-C5)*

Fall head over heels for the ultimate unexpected red: a fashion icon in color with a luscious touch of deep pink.

Commercial
RGB: 168 | 46 | 51
Hex: #A82E33

Cajun Red
SW 0008

Feel the energy and music of a historic New Orleans hideaway with a heritage brick red underpinned by umber.

Commercial
RGB: 141 | 66 | 47
Hex: #8D422F

Pennywise
SW 6349 *(125-C6)*

A clever mix of brown and ochre undertones imparts an earthen depth to this nostalgic orange hue.

Commercial
RGB: 162 | 88 | 58
Hex: #A2583A



Armagnac SW 6354, Flat (walls); Semi-Gloss (trim); Gloss (desk)

COMMERCIAL SPACES



Armagnac SW 6354

Hotels and restaurants turn to multisensory design to create memorable immersive experiences through scents, textures, and lighting that evoke specific emotions. Seeking to connect guests with the rich culture of the destination, today’s hospitality designs feature locally sourced materials and artwork—and a vibrant, warm color palette that celebrates an area’s history and traditions.



Lemon Chiffon
SW 6686 (295-C3)



Armagnac
SW 6354 (126-C5)



Cajun Red
SW 0008



Heartthrob
SW 6866 (101-C5)



Henna Shade
SW 6326 (114-C5)

FULL SPECTRUM POSSIBILITIES

1. SWG013404 Modern cherry furniture finish on solid Alder 2. SWG016398 Soft, light brown finish on solid maple drawer front 3. Fluropon® Factory-Applied Liquid Coating
4. Fluropon® Factory-Applied Liquid Coating 5. Minwax® Performance Series Stain, Candlewood MW451 6. Uniflex® Fluid Applied Roofing 7. Resufloor™ Deco Quartz DB
8. Resufloor™ Terrazzo TG 9. SWG016676 Cajun Red on solid oak cabinet door 10. SWG016812 7-step furniture finish on white oak veneer, wire brushed and cerused
11. SWG016983 Traditional brown finish on solid cherry shaker door 12. H&C® Infusion™ Acetone Dye Stain, Vegas Light 13. Minwax® Performance Series Stain, Hedgewood MW443

Tarragon SW 9660, Matte (walls) and Semi-Gloss (trim)
Black Bean SW 6006, Gloss (column)
Jacobean MW 2750, Semi-Transparent (door)



NO 3



SERENE / SUBDUED

RESTORATIVE DARKS

The selection of deep hues from our past forecasts builds a quiet strength, with depth-defying tones like shadowed gold and coppery red, dark plum, alluring burgundy, and nocturnal blues.

This stabilizing group of colors retains longevity into the future, continuing to ground and reassure with a blanketing, blissful depth, the serenity of night, and the kind of comfort worth sinking into.





Garden Gate SW 6167, Matte (walls) and Semi-Gloss (baseboard)
Black Bean SW 6006, Semi-Gloss (vanity)



Sable
SW 6083 (198-C7) LRV 8



Rojo Marrón
SW 9182 (277-C2) LRV 4



Roycroft Copper Red
SW 2839 LRV 7



Limestone
SW 9599 LRV 13



Relic Bronze
SW 6132 (140-C7) LRV 17



Dark Auburn
SW 6034 (192-C7) LRV 5



Garden Gate
SW 6167 (212-C7) LRV 10



Rock Bottom
SW 7062 (278-C2) LRV 7



Black Bean
SW 6006 (252-C2) LRV 4



Tarragon
SW 9660 LRV 7



Sea Mariner
SW 9640 LRV 7



Plum Brown
SW 6272 (229-C7) LRV 6

Roycroft Copper Red

SW 2839

This oxblood-reminiscent red is chosen time and again by our color experts for its inimitable vitality, historical references, and invigorating blend of orange and rust.

RGB: 123 | 55 | 40

Hex: #7B3728

Rojo Marrón

SW 9182 (277-C2)

Where neither red nor brown will do, strike a brilliant balance of both with an exotic hue that allows each tone to shine through.

Commercial

RGB: 75 | 48 | 41

Hex: #4B3029

Sable

SW 6083 (198-C7)

Like its namesake’s warm coat, this decadent deep brown is enveloping and cozy—a natural choice for spaces draped in opulence.

RGB: 95 | 75 | 63

Hex: #5F4B3F

Dark Auburn

SW 6034 (192-C7)

Behold the quintessential wine-rich color, redolent of chocolaty notes and the strengthening prevalence of picture-perfect burgundies.

RGB: 90 | 53 | 50

Hex: #5A3532

Relic Bronze

SW 6132 (140-C7)

Discover a new favorite neutral in an antiqued medium brown with vestiges of mellow, sophisticated green undertones.

Commercial

RGB: 144 | 106 | 58

Hex: #906A3A

Limestone

SW 9599

A designer-loved neutral, this evolved charcoal goes beyond graphite to become one of our most sought-after, head-turning hues.

RGB: 106 | 101 | 92

Hex: #6A655C

Black Bean

SW 6006 (252-C2)

For those seeking a deep, dark brown that is deliciously bold, this cool shade is a nourishing complement to lighter neutrals and classic details.

Commercial

RGB: 64 | 51 | 48

Hex: #403330

Rock Bottom

SW 7062 (278-C2)

Suggestive of the color of stones in a riverbed, this gorgeous dark green with an ample dose of cool gray was also featured in Anthology Volume One.

Commercial

RGB: 72 | 76 | 73

Hex: #484C49

Garden Gate

SW 6167 (212-C7)

Step through and into a hidden world of rich olive deepened with gray shadows that embrace a down-to-earth usability.

Commercial

RGB: 94 | 89 | 73

Hex: #5E5949

Plum Brown

SW 6272 (229-C7)

As trends in dark brown undertones shift from yellow to red, powerful purplish hues are imbuing spaces with a refined majesty.

RGB: 78 | 66 | 71

Hex: #4E4247

Sea Mariner

SW 9640

An expert choice among our designer-curated colors, this adventurous blue is daring and brave, and it tells a captivating story in any space.

RGB: 67 | 74 | 84

Hex: #434A54

Tarragon

SW 9660

This rare, remarkable, and botanical bluish green from our Designer Color Collection is reserved for the most refined palettes.

RGB: 66 | 78 | 83

Hex: #424E53



Relic Bronze SW 6132, Flat (walls)

COMMERCIAL SPACES



Garden Gate SW 6167

Employees require a functional and effective workspace that supports their personal work style, and employers should recognize that everyone works differently. Offering a variety of work settings, each emphasized with a range of cocooning colors that evoke calm and focus, is crucial and forms the foundation of a positive, productive workplace, both now and in the future.



Rojo Marrón
SW 9182 (277-C2)



Relic Bronze
SW 6132 (140-C7)



Garden Gate
SW 6167 (212-C7)



Rock Bottom
SW 7062 (278-C2)



Black Bean
SW 6006 (252-C2)


FULL SPECTRUM POSSIBILITIES

1. Resuflor™ Terrazzo TG 2. SWG016584 Green stain finish on split heart birch 3. H&C® Infusion™ Reactive Dye Stain, Black Coffee 4. Powdura® Factory-Applied Powder Coating
5. SWG016424 Hand-burnished brown stain on solid oak 6. SWG016932 Smokey Topaz one-step stain on wire-brushed oak with matte finish
7. Minwax® Performance Series Stain, Espresso MW273 8. Minwax® Performance Series Stain, Mulberry MW473 9-12. Fluorpon® Factory-Applied Liquid Coating





NO. 4




CLASSIC / COMPLEX

FOUNDATIONAL NEUTRALS


Clean white, light taupe, silvery gray, and crisp khaki are poised in perfect balance with inky blue-black, toasted spice, and the deep shades of a distant storm in this intricate mix of modern neutrals.

Seasonless, sumptuous, and unparalleled in their ability to invite layered loveliness, today's essentials suggest a shift from divinely delicate to a future of curated contrast and complexity.

Sanderling SW 7513, Matte (walls) and Semi-Gloss (baseboard)
Armory SW 9600, Semi-Gloss (door)



White Snow
SW 9541 LRV 90



Sanctuary
SW 9583 LRV 76



Passive
SW 7064 (236-C1) LRV 60



Cream and Sugar
SW 9507 LRV 64



Mushroom
SW 9587 LRV 57



Rare Gray
SW 6199 (216-C3) LRV 38



Universal Khaki
SW 6150 (207-C3) LRV 40



Sanderling
SW 7513 (248-C5) LRV 31



Pavestone
SW 7642 (283-C5) LRV 32



Clove
SW 9605 LRV 5



Armory
SW 9600 LRV 5



Inkwell
SW 6992 (251-C4) LRV 4

Passive

SW 7064 (236-C1)

This light and unassuming gray quietly approaches silver for an oh-so-subtle near white touched with the barest hint of steely blue.

Commercial
RGB: 203 | 204 | 201Hex: #CBCCC9

Sanctuary

SW 9583

This welcoming Designer Color Collection warm off-white boasts an incomparable air of serenity, peace, and perfection.

RGB: 230 | 226 | 217Hex: #E6E2D9

White Snow

SW 9541

Beaming bright with a light reflectance value of 90, this brilliant and brisk white lights the way among the brightest whites of our Designer Color Collection.

RGB: 245 | 244 | 238Hex: #F5F4EE

Rare Gray

SW 6199 (216-C3)

This soft and versatile neutral is quite the find—a truly unique hue made even more interesting with a glimmer of green undertone.

Commercial
RGB: 166 | 166 | 155Hex: #A6A69B

Mushroom

SW 9587

A scrumptiously earthy and organic selection from our Designer Color Collection, this barely beige neutral pairs well with a variety of colors and design styles.

RGB: 208 | 199 | 183Hex: #D0C7B7

Cream and Sugar

SW 9507

Quietly making its way onto the trend scene, this soul-stirring soft hue delights the senses with a touch of caramel sweetness.

RGB: 221 | 207 | 185Hex: #DDCFB9

Pavestone

SW 7642 (283-C5)

Yet another iconic in-between color in our forecast, this nature-based greige hue forms a strong foundation for any space.

Commercial
RGB: 160 | 153 | 143Hex: #A0998F

Sanderling

SW 7513 (248-C5)

This year’s answer to the rich wood-tone browns of recent forecasts, experience a warm beige made even more stunning with the suggestion of stone-gray undertones.

RGB: 167 | 149 | 130Hex: #A79582

Universal Khaki

SW 6150 (207-C3)

Inspired by enduring elegance and a rejuvenating resilience, this foundational neutral is ultra usable and tailored for timelessness.

Commercial
RGB: 184 | 169 | 146Hex: #B8A992

Inkwell

SW 6992 (251-C4)

An immersive flow of midnight majesty, this inky hue’s deep blue makes it distinct from a standard black to help you write a new chapter that is all your own.

Commercial
RGB: 49 | 54 | 58Hex: #31363A

Armory

SW 9600

One of three essential blacks hand-selected for this palette, this Designer Color Collection coal-dark color possesses a dependable strength worth keeping close.

RGB: 65 | 61 | 60Hex: #413D3C

Clove

SW 9605

Hypnotic and bronzed, this brown-black offers a warm embrace, an intriguing spice, and a welcome return to a place that feels like home.

RGB: 69 | 62 | 57Hex: #453E39



Pavestone SW 7642, Matte (walls)
Sanctuary SW 9583, Semi-Gloss (fireplace)

COMMERCIAL SPACES



Rare Gray SW 6199 (walls), Passive SW 7064 (trim)

Neuroaesthetics—the study of how the brain responds to beauty, art, and other visual experiences—plays a crucial role in education settings. The flexible and dynamic learning spaces of the future celebrate and accommodate student needs with neutral color palettes, natural daylight, multifunctional zones, and elements that create quiet environments and add a layer of design interest.



Passive

SW 7064 (236-C1)



Rare Gray

SW 6199 (216-C3)



Pavestone

SW 7642 (283-C5)



Universal Khaki

SW 6150 (207-C3)



Inkwell

SW 6992 (251-C4)

FULL SPECTRUM POSSIBILITIES

1. SWG017854 Light finish on rift-cut white oak 2-4. Fluropon® Factory-Applied Liquid Coating 5. Resufloor™ Terrazzo TG
6. SWG017712 Silver metallic finish on rift-cut white oak 7. H&C® Metallic Pigment, Black Diamond 8. Resufloor™ Terrazzo TG 9. Fluropon® Factory-Applied Liquid Coating
10. Uniflex® Fluid Applied Roofing 11. Minwax® Performance Series Stain, Shipboard MW403 12. Minwax® Performance Series Stain, Grey Elm MW401





SHERWIN-WILLIAMS®
TRENDSIGHT TEAM

Our Colormix® Trendsight Team is made up of the foremost thought leaders and design professionals in the color field. With over 200 years of collective experience across industries, continents, and specialties, these experts combine research, analytics, and diligent trend tracking to monitor and report on the monumental changes, often many years in advance, that will define the future of design and color across the globe.

Scan to get to know our color experts.



SHERWIN-WILLIAMS[®]

COLORMIX[®] 2026

ANTHOLOGY | VOLUME TWO

Our annual Colormix[®] Forecast is a trend collection curated by our global color and design experts to explore the hues that will decide tomorrow's color directions across various industries and surfaces. Every other year, Colormix Anthology dives deeper into the evolution of specific color families that will drive the designs of the future—a complement to the style-trend storytelling for which Colormix is revered.

swcolorforecast.com

Bring the forecast to life with color samples.



design
professionals



homeowners



Colors provided by The Sherwin-Williams Company.
Color samples shown approximate actual paint colors as closely as possible.